
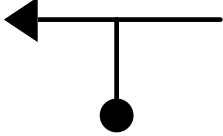
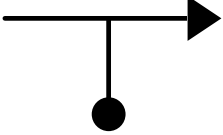
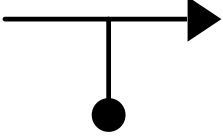

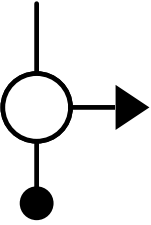
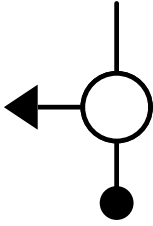



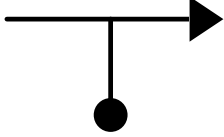
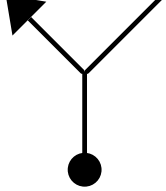
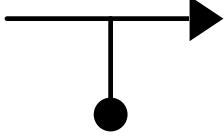

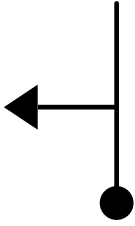


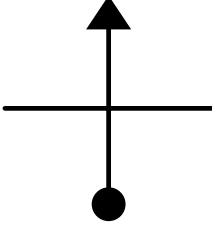
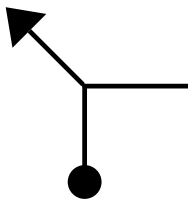

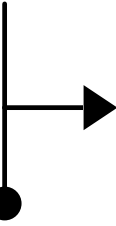


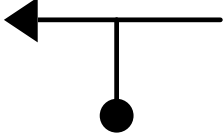
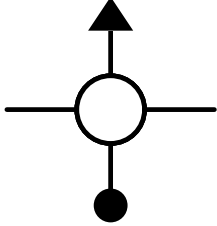
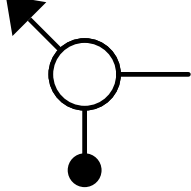



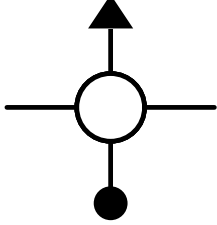

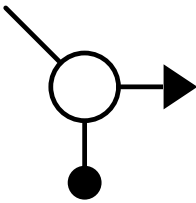
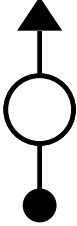
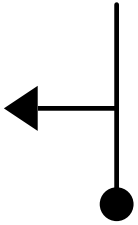
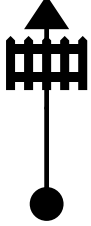
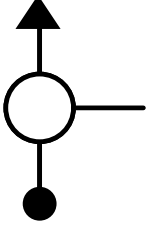
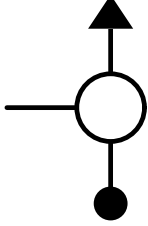
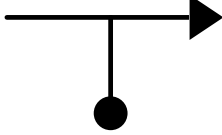



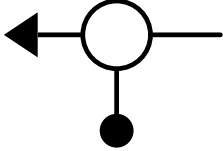
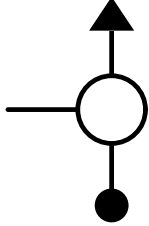
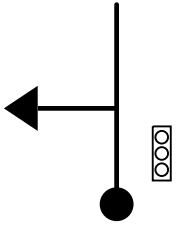

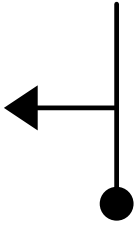
Page 1	Taplow Court		32.00
0.00	0.00		Set trip to zero at golf club gate 32.00
0.20	0.20		T LT at T junc 31.80
0.30	0.10		T RT at T junc 31.70
0.50	0.20		T RT at T junc SP Pangbourne A340 31.50
2.20	1.70		Tidmarsh 29.80
3.10	0.90		Pangbourne 28.90
3.60	0.50		Rdbt 2nd exit Reading A 340 28.40
3.70	0.10		Rdbt 1st exit Whitchurch B471 28.30

Page 2	Taplow Court		32.00
3.90	0.20		Toll bridge 60p Sign Whitchurch on Thames  28.10
4.90	1.00		Whitchurch Hill  27.10
6.30	1.40		Crays Pond  25.70
6.50	0.20		Turn RT Reading B4526  25.50
7.70	1.20		Keep left Reading A4074  24.30
8.70	1.00		T RT at T junc Reading A4074  23.30
9.00	0.30		Cane End  23.00
9.70	0.70		T Lt Gallowstree Common  22.30

Page 3	Taplow Court		32.00
10.30	0.60		Gallowstree Common 21.70
11.40	1.10		Rotherfield Peppard 20.60
11.70	0.30		Stop sign st ahead at Xrds 20.30
11.90	0.20		T LT at T junc Pepperdine B481 20.10
12.00	0.10		Rotherfield Peppard 20.00
12.80	0.80		T RT Greys 19.20
13.00	0.20		Rotherfield Greys 19.00
16.20	3.20		Henley on Thames 15.80

Page 4	Taplow Court		32.00
16.50	0.30		T LT All routes 15.50
16.60	0.10		Rdbt 1st exit 15.40
16.80	0.20		Rdbt 1st exit then immediately ..... 15.20
16.81	0.01		Rdbt 2nd exit Marlow Road 15.19
19.50	2.69		Mill End 12.50
20.70	1.20		Memenham 11.30
22.10	1.40		Rdbt 2nd exit A4155 Marlow 9.90
23.40	1.30		Marlow 8.60

Page 5	Taplow Court		32.00
24.50	1.10		Monument 2nd exit 7.50
24.70	0.20		Straight over 2 mini. Rdbts 7.30
24.90	0.20		T LT Cookham Dean 7.10
27.30	2.40		Caution level crossing 4.70
27.70	0.40		Rdbt 1st exit 4.30
27.90	0.20		Rdbt 2nd exit 4.10
28.30	0.40		T junc T RT Maidenhead A4094 3.70
30.10	1.80		Maidenhead Riverside 1.90

Page <b>6</b>	Taplow Court		<b>32.00</b>
30.90	0.80		Rdbt 1st exit Slough  <b>1.10</b>
31.10	0.20		Rdbt 2nd exit  <b>0.90</b>
31.40	0.30		T LT at traffic lights  <b>0.60</b>
31.50	0.10		Taplow  <b>0.50</b>
32.00	0.50		T LT into Taplow Court  <b>0.00</b>